











Date Revised:	March 2020	Overall Task Risk Rating: B
Description:	Removal of existing or damaged materials (including concrete, asphalt, etc....) using mechanical or powered tools (including skid steers; jack hammers; breakers; saw cutting, etc....).	
Location(s):	Construction Projects	
Associated Documents: Fencing and Hoarding WTS, Underground Hazards and Locates WTS, Hazardous Agents WTS, Noise WTS		

RED FLAGS (HOLD WORK UNTIL CORRECTED):

Note:

- If you are not familiar with the safe use of any machinery or equipment, ask your foreman / superintendent for assistance prior to starting

PERSONAL PROTECTIVE EQUIPMENT (CSA APPROVED)

									
Head Protection	Foot Protection	High-Vis Protection	Hearing Protection	Hand Protection	Eye Protection	Respiratory Protection	Skin Protection	Face Protection	Fall Protection
<input checked="" type="checkbox"/>	<input checked="" type="checkbox"/>	<input checked="" type="checkbox"/>	<input checked="" type="checkbox"/>	<input type="checkbox"/>	<input checked="" type="checkbox"/>	<input type="checkbox"/>	<input type="checkbox"/>	<input type="checkbox"/>	<input type="checkbox"/>

Note:

- Additional PPE such as respiratory protection, hand protection and full face protection may be required depending on the task
- The noise level exceeds 85 dB in the production area. Hearing protection should be worn during prolonged exposure

SAFE WORK PRACTICES (SWP)

General Demolition Practices:

- If you are not familiar with the safe use of any machinery or equipment, ask your foreman / superintendent for assistance prior to starting
- Do not demolish structures and/or their structural components, without first receiving consent from a professional structural engineer
- If possible, dust control measures must be implemented
- Workers not directly involved in the demolition process, shall be removed from the immediate / hazardous area
- All equipment must be maintained and operated in a condition that does not endanger a worker

WHMIS And Material Handling:

- When handling hazardous materials follow the Hazardous Agents WTS and use the controls (ventilation, PPE, etc.) appropriate for the task
- If material being demolished contains a designated substance, handle and dispose of it in accordance with regulatory requirements

Signs and Barriers:

- Ensure areas where demolition is being conducted, are restricted
- Signage must be posted to ensure workers are aware of potential falling objects, when demolition is occurring
- Implement Fencing and Hoarding WTS when there is a risk of our activities endangering the pedestrian and/or the public

Locates:

- Locate utilities prior to commencing work
- Ensure locates are kept up-to-date, and updated when required
- Ensure workers conducting demolition are provided a copy of locates
- For more information refer to the Underground and Locates Hazards WTS

Inspection:

- Equipment operators must conduct and record pre-use inspections where required for specific pieces of equipment
- Before starting a machine or equipment, ensure guards and safety devices are in place, adjusted and functioning properly
- Do not use defective equipment or machinery, inform your foreman / superintendent - they will arrange for the equipment to be serviced

- All exposed moving or rotating parts must be adequately guarded - no one is to make any protective guarding ineffective

Training:

- Employee Orientations (including roles, responsibilities, applicable workplace task standards, WHMIS, etc.)
- Workers required to handle propane must be a holder of a certificate or ROT (record of training) for that purpose
- Only trained, authorized personnel are allowed to operate machinery or equipment

Personal Protective Equipment:

- Workers must wear, at a minimum, head, foot, eye and high visibility protection
- Eye protection is required when completing tasks that may cause debris / objects to dislodge or become airborne
- The noise level exceeds 85 dB in the production area. Hearing protection should be worn during prolonged exposure
- Workers must wear respiratory protection when dust levels are in excess
- Respiratory protection and the filters used, must be selected according to the material/ dust at hand

JOB HAZARD AND RISK ANALYSIS		RISK RATING SYSTEM
		A High risk of injury or equipment / property damage. B Medium risk of injury or equipment / property damage. C Low risk of injury or equipment / property damage.
TASK HAZARDS	TASK CONTROLS	RATING
<ul style="list-style-type: none"> • Lack of Training 	<ul style="list-style-type: none"> • Only trained, authorized personnel are allowed to operate machinery or equipment (i.e. cranes & hoisting devices) • Only trained, authorized personnel are allowed to perform maintenance / repairs 	C
<ul style="list-style-type: none"> • Improper Use of Equipment 	<ul style="list-style-type: none"> • Equipment shall be operated as per the manufacturer's instructions 	C
<ul style="list-style-type: none"> • Lack of Inspection 	<ul style="list-style-type: none"> • All equipment operators must conduct and record pre-use inspections where required for specific pieces of equipment • Equipment must not be used if any major defects are identified - inform your superintendent / foreman 	C
<ul style="list-style-type: none"> • Housekeeping 	<ul style="list-style-type: none"> • Ensure progressive housekeeping is conducted - Keep a clean working area at all times to avoid tripping hazards 	C
<ul style="list-style-type: none"> • Designated Substances 	<ul style="list-style-type: none"> • Ensure material being demolished does not contain a designated substance • Report unsuspected findings of designated substances • If it contains a designated substance, handle and dispose of it in accordance with regulatory requirements 	B
<ul style="list-style-type: none"> • Dust 	<ul style="list-style-type: none"> • If possible, dust control measures must be implemented • Wear respiratory protection when dust levels are in excess • Respiratory protection and filters are to be selected according to the material/ dust 	C
<ul style="list-style-type: none"> • High Noise Levels 	<ul style="list-style-type: none"> • Workers exposed to high noise levels must use hearing protection (CSA approved Ear plugs / Ear muffs) • Workers shall wear appropriate hearing protection where the potential exposure of noise cannot be reduced below the occupational exposure limit of 85 dBA over an 8-hour period 	B
<ul style="list-style-type: none"> • Electrical Overhead Hazards 	<ul style="list-style-type: none"> • Overhead electrical hazards must be identified and avoided • Do not operate within legislated safe approach distances of energized overhead electrical hazards (wires) • Implement Powerline and Overhead Safety WTS 	B

<ul style="list-style-type: none"> Falling Objects 	<ul style="list-style-type: none"> Ensure areas where demolition is being conducted, are restricted Signage must be posted to ensure workers are aware of potential falling objects, when demolition is occurring 	B
<ul style="list-style-type: none"> Underground Utilities Not Located 	<ul style="list-style-type: none"> Locate utilities prior to commencing work. Ensure locates are kept up-to-date, and updated as required Ensure workers doing the demolition have copies of locates 	B
<ul style="list-style-type: none"> Lack of Personal Protective Equipment 	<ul style="list-style-type: none"> Workers on construction projects must wear head, foot, eye and high visibility protection Other PPE may be needed depending on the task 	C
<ul style="list-style-type: none"> Pedestrian/Public 	<ul style="list-style-type: none"> Implement 'Fencing and Hoarding' Workplace Task Standards 	B

SAFE JOB PROCEDURES (SJP)

<p><u>Pre-Task Commencement:</u></p> <ol style="list-style-type: none"> 1. Do not demolish a structure without approval prior to commencement 2. Gather and wear the required PPE for the task - all must wear head, foot, eye and high visibility protection 3. Ensure the site-specific workplace violence assessment is complete 4. Complete the Daily GAZZ Card and review with all workers the shift's tasks with any associated hazards and control strategies 5. Ensure all workers understand the GAZZ Card contents, and sign off in acknowledgement 6. Ensure controls are in place prior to commencing work so risks are mitigated / eliminated 7. Determine what equipment / machinery / tools and material, are required for the completion of the task 8. Inspect all equipment / machinery / tools prior to use and document the inspections on appropriate forms when required 9. Ensure preventative maintenance activities have been completed where required, prior to using equipment / machinery / tools 10. If equipment / machinery / tools are observed to be damaged, remove it from use and notify the Foreman / Superintendent 11. Install fencing, signage and hoarding where needed 12. Locate utilities – Call Before You Dig 13. Ensure material being demolished does not contain a designated substance 14. If material being demolished contains a designated substance, handle and dispose of it in accordance with regulatory requirements
<p><u>During Task:</u></p> <ol style="list-style-type: none"> 1. Commence demolition activities, when it is safe to do so 2. Do not undermine any structures 3. Dispose of material as needed to ensure that appropriate housekeeping is maintained 4. Operate equipment machinery and/or tools as per manufacturer's instructions 5. When in operation, do not leave equipment, machinery and/or tools or controls unattended 6. Shore and brace any materials / structures that are to remain to ensure they do not collapse
<p><u>Task Completion:</u></p> <ol style="list-style-type: none"> 1. Ensure all equipment / machinery / tools are maintained and stored appropriately in the designated locations 2. Implement any housekeeping or maintenance as required