











Date Revised:	May 2019	Overall Task Risk Rating:	C
Description:	Activities conducted during the evening and night, or when visibility is low.		
Location(s):	Shop, Asphalt Plant & Construction Sites		
Associated Documents: Traffic Control WTS, Workplace Violence and Harassment WTS			

RED FLAGS (HOLD WORK UNTIL CORRECTED):

Note:

- Do not begin night work if you have not first increased your High Visibility Personal Protective Equipment

PERSONAL PROTECTIVE EQUIPMENT (CSA APPROVED)

									
Head Protection	Foot Protection	High-Vis Protection	Hearing Protection	Hand Protection	Eye Protection	Respiratory Protection	Skin Protection	Face Protection	Fall Protection
<input checked="" type="checkbox"/>	<input checked="" type="checkbox"/>	<input checked="" type="checkbox"/>	<input type="checkbox"/>	<input type="checkbox"/>	<input checked="" type="checkbox"/>	<input type="checkbox"/>	<input type="checkbox"/>	<input type="checkbox"/>	<input type="checkbox"/>

Note:

- When in the Shop one must adhere to the minimum Shop PPE Requirements: Safety Boots
- When onsite one must adhere to the minimum site requirements (i.e. Safety Boots, Hard Hat & High Visibility Protection. Safety Glasses when necessary)
- Additional High Visibility Protection is required for night work either through the use of coveralls or leg bands

SAFE WORK PRACTICES (SWP)

Night Work General Practices:

- Provide more supervision overnight to ensure workers are more closely monitored

Lighting:

- Ensure lighting is adequate for visibility of the workers and for the workers to complete the task at hand
- Lighting used to illuminate the worksite shall not be aimed at drivers (making it more difficult for them to see their intended path)

Vehicles and Equipment:

- All vehicles, equipment and machinery, must have adequate lighting systems turned on during operation
- Do not drive / operate equipment if you feel physically or mentally unable to do so - talk to your supervisor and & take a rest break

Violence & Harassment Prevention:

- Workers are trained during orientations on appropriate response procedures to acts (or potential acts) of violence and harassment
- Immediately report any and all situations where a worker has been subjected to: inappropriate situations, harassment, domestic violence, workplace violence, or bodily contact
- Workplaces will be adequately lit, in effort to prevent instances of violence and/or harassment

Traffic Control at Night:

- Keep signs clean, legible, and in good working condition to ensure good visibility at night
- Inspect traffic control equipment at night to assure that the level of retro-reflectivity is adequate and clearly visible
- Drive through the site at night to confirm / ensure clarity of the instructions and visibility of the signs

Training:

- Employee Orientations (including roles, responsibilities, applicable workplace task standards, WHMIS, etc.)

Personal Protective Equipment:

- Workers working in the vicinity of mobile equipment, must wear high visibility clothing (CSA approved)

- All workers shall wear high-visibility clothing (CSA approved) while working at night – including the addition of Leg-Bands
- Where required, all workplace parties shall wear a retro-reflective vest or retro-reflective garments in addition to his/her other personal protective equipment when exposed to vehicular traffic and/or mobile equipment hazards or as required by project owner's requirements

JOB HAZARD AND RISK ANALYSIS		RISK RATING SYSTEM
		A High risk of injury or equipment / property damage. B Medium risk of injury or equipment / property damage. C Low risk of injury or equipment / property damage.
TASK HAZARDS	TASK CONTROLS	RATING
<ul style="list-style-type: none"> • Struck by Equipment and/or Vehicles or Lack Of PPE 	<ul style="list-style-type: none"> • All workers shall wear high-visibility clothing (CSA approved) while working at night – including the addition of Leg-Bands (or wear coveralls) 	C
<ul style="list-style-type: none"> • Poor Visibility 	<ul style="list-style-type: none"> • Ensure lighting is adequate for visibility of the workers and for the workers to complete the task at hand • All vehicles, equipment and machinery, must have adequate lighting systems turned on during operation 	C
<ul style="list-style-type: none"> • Fatigue 	<ul style="list-style-type: none"> • Do not drive / operate equipment if you feel physically or mentally unable to do so - talk to your supervisor and & take a rest break 	C
<ul style="list-style-type: none"> • Violence and Harassment 	<ul style="list-style-type: none"> • Workers will be trained, during employee orientations, on appropriate response procedures to acts (or potential acts) of violence and harassment • Immediately report any and all situations where a worker has been subjected to: inappropriate situations, harassment, domestic violence, workplace violence, or bodily contact • Workplaces will be adequately lit 	C