











Date Revised:	May 2019	Overall Task Risk Rating: C
Description:	Erecting appropriate fencing, hoarding and barriers when working near traffic or the general public. Ensure both the safety of the workers and the safety of any nearby pedestrians, etc.	
Location(s):	Office, Shop, Asphalt Plant & Construction Projects	
Associated Documents: Traffic Control WTS, Hazardous Agents WTS, Housekeeping WTS		

RED FLAGS (HOLD WORK UNTIL CORRECTED):

Note:

- Do not begin work if you have concerns for your protection while working onsite due to poor barriers or fencing
- Do not begin work if you have concerns for pedestrian's protection due to inadequate / lack of fencing or barriers

PERSONAL PROTECTIVE EQUIPMENT (CSA APPROVED)

									
Head Protection	Foot Protection	High-Vis Protection	Hearing Protection	Hand Protection	Eye Protection	Respiratory Protection	Skin Protection	Face Protection	Fall Protection
<input type="checkbox"/>	<input type="checkbox"/>	<input type="checkbox"/>	<input type="checkbox"/>	<input type="checkbox"/>	<input type="checkbox"/>	<input type="checkbox"/>	<input type="checkbox"/>	<input type="checkbox"/>	<input type="checkbox"/>

Note: No specific PPE required.

- When onsite one must adhere to the minimum site requirements (i.e. Safety Boots, Hard Hat & High Visibility Protection. Safety Glasses when necessary)

SAFE WORK PRACTICES (SWP)

General Fencing and Hoarding Practices:

- Barriers will be installed to separate constructions sites from traffic related hazards
- Appropriate fencing will be installed to separate construction sites from public/pedestrian hazards
- Ensure fencing and hoarding is installed securely, and as per any applicable manufacturer's guidelines and regulatory standards
- Ensure fencing and or hoarding is capable of supporting potential loads

Public Way Protection:

- If work may endanger a public way, a sturdy fence at least 1.8 metres in height shall be constructed between the public way and the project
- Fencing & hoarding are to be installed where there is a risk of the construction activities endangering public/pedestrian safety

Traffic Control:

- Implement a traffic control plan, when there is a risk of hazards due to vehicular traffic as per 'Traffic Control' Workplace Task Standard
- Ensure fencing / hoarding used is appropriate for their applications, and can withstand potential loads that may be applied

Access / Egress:

- All walkways, stairways, access / egress points, and access to emergency equipment are to be kept clean and free of obstructions / tripping-hazards at all times (remove any build of up debris or snow / ice that may accumulate and ensure cords / hoses are cleaned up)

Environmental Considerations:

- Ensure fencing and hoarding is installed securely such that it can withstand environmental influences
- Inspect fencing and hoarding post windy episodes to ensure that it remains structurally sound and securely positioned

Inspections:

- Inspect fencing and hoarding after installation to ensure it is installed securely and appropriate
- Inspect fencing and hoarding to ensure it is free from sharp and protruding hazards

Training:

- Employee Orientations (including roles, responsibilities, applicable workplace task standards, WHMIS, etc.)

JOB HAZARD AND RISK ANALYSIS		RISK RATING SYSTEM
		A High risk of injury or equipment / property damage. B Medium risk of injury or equipment / property damage. C Low risk of injury or equipment / property damage.
TASK HAZARDS	TASK CONTROLS	RATING
<ul style="list-style-type: none"> Material Exposure to Weather 	<ul style="list-style-type: none"> Ensure fencing and hoarding is installed securely such that it can withstand environmental influences Inspect fencing and hoarding post windy episodes to ensure that it remains structurally sound and securely positioned 	C
<ul style="list-style-type: none"> Fencing and/or Hoarding Failure 	<ul style="list-style-type: none"> Ensure fencing and hoarding is installed securely, and as per any applicable manufacturer's guidelines of regulatory standards Ensure fencing and or hoarding is capable of supporting potential loads 	C
<ul style="list-style-type: none"> Lack of Inspection 	<ul style="list-style-type: none"> Inspect fencing and hoarding after installation to ensure it is installed securely and appropriate Continuously monitor fencing and hoarding conditions, to ensure it remains secure, and functioning 	C
<ul style="list-style-type: none"> Lack of Planning 	<ul style="list-style-type: none"> Consider project and site-specific situations, where fencing and hoarding may be needed 	C
<ul style="list-style-type: none"> Traffic 	<ul style="list-style-type: none"> Implement a traffic control plan, when there is a risk of hazards due to vehicular traffic Ensure fencing, hoarding and any traffic control devices used, are appropriate for their applications, and can withstand potential loads that may be applied 	C
<ul style="list-style-type: none"> Pedestrians and the Public 	<ul style="list-style-type: none"> If work on a project may endanger a person using a public way, a sturdy fence at least 1.8 metres in height shall be constructed between the public way and the project 	C