











Date Revised:	March 2021	Overall Task Risk Rating:	Before Controls	<b>B</b>	After Controls	<b>C</b>
Description:	Removal of existing or damaged materials (including concrete, asphalt, etc....) using mechanical or powered tools (including skid steers; jack hammers; breakers; saw cutting, etc....).					
Location(s):	Construction Projects					
Associated Documents: Fencing and Hoarding WTS, Underground Hazards and Locates WTS, Hazardous Agents WTS, Noise WTS						

**RED FLAGS (HOLD WORK UNTIL CORRECTED):**

Note:

- If you are not familiar with the safe use of any machinery or equipment, ask your foreman / superintendent for assistance prior to starting

**PERSONAL PROTECTIVE EQUIPMENT (CSA APPROVED)**

									
Head Protection	Foot Protection	High-Vis Protection	Hearing Protection	Hand Protection	Eye Protection	Respiratory Protection	Skin Protection	Face Protection	Fall Protection
<input checked="" type="checkbox"/>	<input checked="" type="checkbox"/>	<input checked="" type="checkbox"/>	<input checked="" type="checkbox"/>	<input type="checkbox"/>	<input checked="" type="checkbox"/>	<input type="checkbox"/>	<input type="checkbox"/>	<input type="checkbox"/>	<input type="checkbox"/>

Note:

- Additional PPE such as respiratory protection, hand protection and full face protection may be required depending on the task
- The noise level exceeds 85 dB in the production area. Hearing protection should be worn during prolonged exposure

**SAFE WORK PRACTICES (SWP)**

General Demolition Practices:

- If you are not familiar with the safe use of any machinery or equipment, ask your foreman / superintendent for assistance prior to starting
- Do not demolish structures and/or their structural components, without first receiving consent from a professional structural engineer
- If possible, dust control measures must be implemented
- Workers not directly involved in the demolition process, shall be removed from the immediate / hazardous area
- All equipment must be maintained and operated in a condition that does not endanger a worker

WHMIS And Material Handling:

- When handling hazardous materials follow the Hazardous Agents WTS and use the controls (ventilation, PPE, etc.) appropriate for the task
- If material being demolished contains a designated substance, handle and dispose of it in accordance with regulatory requirements

Signs and Barriers:

- Ensure areas where demolition is being conducted, are restricted
- Signage must be posted to ensure workers are aware of potential falling objects, when demolition is occurring
- Implement Fencing and Hoarding WTS when there is a risk of our activities endangering the pedestrian and/or the public

Locates:

- Locate utilities prior to commencing work
- Ensure locates are kept up-to-date, and updated when required
- Ensure workers conducting demolition are provided a copy of locates
- For more information refer to the Underground and Locates Hazards WTS

Inspection:

- Equipment operators must conduct and record pre-use inspections where required for specific pieces of equipment
- Before starting a machine or equipment, ensure guards and safety devices are in place, adjusted and functioning properly
- Do not use defective equipment or machinery, inform your foreman / superintendent - they will arrange for the equipment to be serviced
- All exposed moving or rotating parts must be adequately guarded - no one is to make any protective guarding ineffective

**Training:**

- Employee Orientations (including roles, responsibilities, applicable workplace task standards, WHMIS, etc.)
- Workers required to handle propane must be a holder of a certificate or ROT (record of training) for that purpose
- Only trained, authorized personnel are allowed to operate machinery or equipment

**Personal Protective Equipment:**

- Workers must wear, at a minimum, head, foot, eye and high visibility protection
- Eye protection is required when completing tasks that may cause debris / objects to dislodge or become airborne
- The noise level exceeds 85 dB in the production area. Hearing protection should be worn during prolonged exposure
- Workers must wear respiratory protection when dust levels are in excess
- Respiratory protection and the filters used, must be selected according to the material/ dust at hand

JOB HAZARD AND RISK ANALYSIS		RISK RATING SYSTEM	
		<b>A</b> High risk of injury or equipment / property damage.	
		<b>B</b> Medium risk of injury or equipment / property damage.	
		<b>C</b> Low risk of injury or equipment / property damage.	
TASK HAZARDS	RATING BEFORE CONTROLS	TASK CONTROLS	RATING AFTER CONTROLS
• Lack of Training	<b>C</b>	<ul style="list-style-type: none"> <li>• Only trained, authorized personnel are allowed to operate machinery or equipment (i.e. cranes &amp; hoisting devices)</li> <li>• Only trained, authorized personnel are allowed to perform maintenance / repairs</li> </ul>	<b>C</b>
• Improper Use of Equipment	<b>C</b>	<ul style="list-style-type: none"> <li>• Equipment shall be operated as per the manufacturer's instructions</li> </ul>	<b>C</b>
• Lack of Inspection	<b>C</b>	<ul style="list-style-type: none"> <li>• All equipment operators must conduct and record pre-use inspections where required for specific pieces of equipment</li> <li>• Equipment must not be used if any major defects are identified - inform your superintendent / foreman</li> </ul>	<b>C</b>
• Housekeeping	<b>C</b>	<ul style="list-style-type: none"> <li>• Ensure progressive housekeeping is conducted - Keep a clean working area at all times to avoid tripping hazards</li> </ul>	<b>C</b>
• Designated Substances	<b>B</b>	<ul style="list-style-type: none"> <li>• Ensure material being demolished does not contain a designated substance</li> <li>• Report unsuspected findings of designated substances</li> </ul>	<b>C</b>
• Dust	<b>C</b>	<ul style="list-style-type: none"> <li>• If possible, dust control measures must be implemented</li> <li>• Wear respiratory protection when dust levels are in excess</li> <li>• If it contains a designated substance, handle and dispose of it in accordance with regulatory requirements</li> <li>• Respiratory protection and filters are to be selected according to the material/ dust</li> </ul>	<b>C</b>
• High Noise Levels	<b>B</b>	<ul style="list-style-type: none"> <li>• Workers exposed to high noise levels must use hearing protection (CSA approved Ear plugs / Ear muffs)</li> <li>• Workers shall wear appropriate hearing protection where the potential exposure of noise cannot be reduced below the occupational exposure limit of 85 dBA over an 8-hour period</li> </ul>	<b>C</b>
• Electrical Overhead Hazards	<b>B</b>	<ul style="list-style-type: none"> <li>• Overhead electrical hazards must be identified and avoided</li> <li>• Do not operate within legislated safe approach distances of energized overhead electrical hazards (wires)</li> <li>• Implement Powerline and Overhead Safety WTS</li> </ul>	<b>C</b>
• Falling Objects	<b>B</b>	<ul style="list-style-type: none"> <li>• Ensure areas where demolition is being conducted, are restricted</li> <li>• Signage must be posted to ensure workers are aware of potential falling objects, when demolition is occurring</li> </ul>	<b>C</b>

<ul style="list-style-type: none"> <li>Underground Utilities Not Located</li> </ul>	<b>B</b>	<ul style="list-style-type: none"> <li>Locate utilities prior to commencing work.</li> <li>Ensure locates are kept up-to-date, and updated as required</li> <li>Ensure workers doing the demolition have copies of locates</li> </ul>	<ul style="list-style-type: none"> <li><b>C</b></li> </ul>
<ul style="list-style-type: none"> <li>Lack of Personal Protective Equipment</li> </ul>	<b>C</b>	<ul style="list-style-type: none"> <li>Workers on construction projects must wear head, foot, eye and high visibility protection</li> <li>Other PPE may be needed depending on the task</li> </ul>	<ul style="list-style-type: none"> <li><b>C</b></li> </ul>
<ul style="list-style-type: none"> <li>Pedestrian/Public</li> </ul>	<b>B</b>	<ul style="list-style-type: none"> <li>Implement 'Fencing and Hoarding' Workplace Task Standards</li> </ul>	<ul style="list-style-type: none"> <li><b>C</b></li> </ul>

## SAFE JOB PROCEDURES (SJP)

<p><b><u>Pre-Task Commencement:</u></b></p> <ol style="list-style-type: none"> <li>1. Do not demolish a structure without approval prior to commencement</li> <li>2. Gather and wear the required PPE for the task - all must wear head, foot, eye and high visibility protection</li> <li>3. Ensure the site-specific workplace violence assessment is complete</li> <li>4. Complete the Daily GAZZ Card and review with all workers the shift's tasks with any associated hazards and control strategies</li> <li>5. Ensure all workers understand the GAZZ Card contents, and sign off in acknowledgement</li> <li>6. Ensure controls are in place prior to commencing work so risks are mitigated / eliminated</li> <li>7. Determine what equipment / machinery / tools and material, are required for the completion of the task</li> <li>8. Inspect all equipment / machinery / tools prior to use and document the inspections on appropriate forms when required</li> <li>9. Ensure preventative maintenance activities have been completed where required, prior to using equipment / machinery / tools</li> <li>10. If equipment / machinery / tools are observed to be damaged, remove it from use and notify the Foreman / Superintendent</li> <li>11. Install fencing, signage and hoarding where needed</li> <li>12. Locate utilities – Call Before You Dig</li> <li>13. Ensure material being demolished does not contain a designated substance</li> <li>14. If material being demolished contains a designated substance, handle and dispose of it in accordance with regulatory requirements</li> </ol>
<p><b><u>During Task:</u></b></p> <ol style="list-style-type: none"> <li>1. Commence demolition activities, when it is safe to do so</li> <li>2. Do not undermine any structures</li> <li>3. Dispose of material as needed to ensure that appropriate housekeeping is maintained</li> <li>4. Operate equipment machinery and/or tools as per manufacturer's instructions</li> <li>5. When in operation, do not leave equipment, machinery and/or tools or controls unattended</li> <li>6. Shore and brace any materials / structures that are to remain to ensure they do not collapse</li> </ol>
<p><b><u>Task Completion:</u></b></p> <ol style="list-style-type: none"> <li>1. Ensure all equipment / machinery / tools are maintained and stored appropriately in the designated locations</li> <li>2. Implement any housekeeping or maintenance as required</li> </ol>