











Date Revised:	March 2021	Overall Task Risk Rating:	Before Controls	C	After Controls	C
Description:	Operation of small fuel (gas, diesel and propane) powered tools and equipment. (i.e. quick cut saw, jumping jack, generator, blower, line painting equipment, plate tamper, etc..)					
Location(s):	Shop, Asphalt Plant & Construction Sites					
Associated Documents: Hazardous Agents WTS, Fire Extinguishers WTS, Fueling and Refueling WTS, Housekeeping WTS						

RED FLAGS (HOLD WORK UNTIL CORRECTED):

Note:

- Do not continue if there is a source of ignition (i.e. a spark, smoking, hot work) in close proximity
- If you are unfamiliar with the small tool and / or equipment, discuss with your Foreman / Superintendent before commencing the task

PERSONAL PROTECTIVE EQUIPMENT (CSA APPROVED)

									
Head Protection	Foot Protection	High-Vis Protection	Hearing Protection	Hand Protection	Eye Protection	Respiratory Protection	Skin Protection	Face Protection	Fall Protection
<input type="checkbox"/>	<input checked="" type="checkbox"/>	<input type="checkbox"/>	<input type="checkbox"/>	<input type="checkbox"/>	<input type="checkbox"/>	<input type="checkbox"/>	<input type="checkbox"/>	<input type="checkbox"/>	<input type="checkbox"/>

Note: No specific PPE required.

- When in the Shop one must adhere to the minimum Shop PPE Requirements: Safety Boots
- When onsite one must adhere to the minimum site requirements (i.e. Safety Boots, Hard Hat & High Visibility Protection. Safety Glasses when necessary)

SAFE WORK PRACTICES (SWP)

General Fuel Powered Tools and Equipment Practices:

- If you are not familiar with the safe use of any tools or equipment, ask your Foreman / Superintendent for assistance
- Refer to the owner's manual for safety and maintenance information specific to the tool or equipment
- Ensure tools or equipment is shut off before commencing fueling / refuelling
- Use tools designed to allow wrist to stay straight - avoid using hand tools with your wrist bent
- Use the tools or equipment for it's intended use

Propane:

- The cylinders are to be installed and secured in an upright position to prevent from falling
- Cylinders are to be transported in an upright, secure position
- The empty cylinders shall be stored separately from the full cylinders
- Adequate fire protection equipment that is suitable for use on propane fires shall be close, and workers shall be trained on its use
- Where this tool or equipment is installed and/or used in an enclosed area, ensure proper and adequate ventilation
- Do not use or store cylinders of propane in low areas, such as trenches, manholes or basements - propane is heavier than air and will collect in low areas
- Refer to Compressed Gas WTS for more information

Housekeeping:

- Keep tools and equipment clean and report any leaks or other noticeable defects
- Ensure that an appropriate spill containment kit is readily available
- Keep tools clean and dry, and store them properly after each use
- Keep the work environment clean and tidy to avoid clutter which may cause accidents
- Refer to Housekeeping WTS for more information

Inspections:

- Inspect all tools and equipment before use and record pre-use inspections where required for specific pieces of equipment
- Before starting a tool or equipment, ensure guards and safety devices are in place, adjusted and functioning properly
- All exposed moving or rotating parts must be adequately guarded
- Do not make any protective devices or guarding ineffective
- Do not use defective tool or equipment, remove it from use and inform your foreman / superintendent - they will arrange for it to be serviced

Training:

- Employee Orientations (including roles, responsibilities, applicable workplace task standards, WHMIS, etc.)
- Workers exposed to, or required to work with WHMIS controlled products/material, must be trained in WHMIS accordingly
- Only trained, authorized personnel are allowed to operate or perform maintenance (or do repairs) on tools or equipment
- Only operate tools and equipment that you are authorized and trained to use
- Workers required to handle propane must be a holder of a certificate or ROT (record of training) for that purpose
- Every worker who may be required to use fire extinguishing equipment shall be trained in its use
- Only workers certified in the use of propane shall be permitted to install the equipment, this includes the changing of cylinders

Personal Protective Equipment:

- Workers on construction projects must wear, at a minimum, head, foot and high visibility protection. Eye protection when required
- Full face protection is required when completing tasks that may cause debris / objects to dislodge or become airborne
- Workers must adhere to all requirements of legislated regulations when handling specific designated substances
- Workers must wear all PPE listed in specific materials MSDS / SDS
- Wear safety glasses, neoprene gloves and long-sleeved shirts when handling propane (under pressure it is extremely cold and can cause frostbite)

JOB HAZARD AND RISK ANALYSIS		RISK RATING SYSTEM	
		A	B
TASK HAZARDS	RATING BEFORE CONTROLS	TASK CONTROLS	RATING AFTER CONTROLS
<ul style="list-style-type: none"> • Lack of, or Improper, Training and Education 	C	<ul style="list-style-type: none"> • All tools or equipment operators must be competent, and hold valid training certifications (i.e. propane) 	C
<ul style="list-style-type: none"> • Lack of Site Planning and Storage Knowledge 	C	<ul style="list-style-type: none"> • Store fuel containers in a secure and upright position • Fuel containers must be stored in a well-ventilated area • Equipment must be stored in designated areas, and not obstruct access and egress pathways 	C
<ul style="list-style-type: none"> • Chemical and Material Spills 	C	<ul style="list-style-type: none"> • Ensure the availability of adequate spill response materials in close proximity to fuel storage and refuelling operations 	C
<ul style="list-style-type: none"> • Flammable Chemicals and Material 	C	<ul style="list-style-type: none"> • Ensure a 4A40BC fire extinguisher is in close proximity • Implement 'Fuelling – Refuelling' Workplace Task Standards • Do not store fuel powered tools and equipment near sources of ignition or heat 	C
<ul style="list-style-type: none"> • Lack of or Poor Signage 	C	<ul style="list-style-type: none"> • Ensure posted and visible signage directing "NO SMOKING" near fuel storage or where fueling operations are occurring 	C
<ul style="list-style-type: none"> • Equipment Failure / Lack of Inspection 	C	<ul style="list-style-type: none"> • Conduct and record pre-use inspections where required • Damaged equipment must be taken out of use, and reported to the Foreman / Superintendent • Equipment shall be operated and maintained as per the manufacturer's instructions 	C