











Date Revised:	March 2022	Overall Task Risk Rating:	Before Controls	A	After Controls	B
Description:	Activities that require work in areas deemed to be confined spaces as per Ontario Regulation 632/05 and recognizing potential confined spaces including manholes / catch basins, sewers, excavations, Asphalt Plant silos and bins etc....					
Location(s):	Asphalt Plant & Construction Projects					
Associated Documents: Trenching and Excavating WTS, Hazardous Agents WTS						

RED FLAGS (HOLD WORK UNTIL CORRECTED):

Note:

- If you are not trained, do not enter a confined space
- If you do not have adequate PPE to protect yourself from any potential hazards within the confined space – do not enter
- If there is no Attendant(s), do not enter a confined space

PERSONAL PROTECTIVE EQUIPMENT (CSA APPROVED)

									
Head Protection	Foot Protection	High-Vis Protection	Hearing Protection	Hand Protection	Eye Protection	Respiratory Protection	Skin Protection	Face Protection	Fall Protection
<input checked="" type="checkbox"/>	<input checked="" type="checkbox"/>	<input checked="" type="checkbox"/>	<input type="checkbox"/>	<input type="checkbox"/>	<input checked="" type="checkbox"/>	<input type="checkbox"/>	<input type="checkbox"/>	<input type="checkbox"/>	<input checked="" type="checkbox"/>

Note:

- Working at Heights PPE falls under Gazzola Paving's "Specialized PPE" - Foreman and Superintendents can speak to H&S Coordinators to ensure sufficient specialized PPE is available for the task
- Respiratory Protection must be worn where required (i.e. if hazardous gasses are present)

SAFE WORK PRACTICES (SWP)

General Confined Space Practices:

- Start the work only when you are certain that you understand the work, the hazards and you have implemented the appropriate controls
- Confined space work shall be undertaken to ensure that Ontario Regulation 632/05 is followed
- Unsafe conditions and situations must be reported to Foreman/Superintendents immediately (and stop work until the hazard is controlled)
- A confined space is defined as a place that is partially or fully enclosed, that is not both designed and constructed for continuous human occupancy, and where atmospheric hazards may occur because of its construction, location, or contents, or because of work that is done in it - All three criteria have to be met before a space is defined as a confined space
- Every confined space must be thoroughly assessed and evaluated by a person with adequate knowledge, training and experience to determine whether it is possible to eliminate the atmospheric hazard completely
- Only trained and authorized personnel may enter a confined space and must follow established procedures for entry and rescue
- An Attendant shall never leave the entrance of the confined space, nor enter the confined space for any reason
- A rescue team of attendants (trained in confined space rescue and aware of how to operate the rescue equipment) must be present and ready to quickly respond to any emergency situations that may develop
- A site specific Confined Space Entry and Rescue Plan is to be developed (considering access/ egress/ monitoring atmospheric levels, and worker sign in/out logs) and all operatives adequately trained before entering confined spaces
- A rescue tripod or recovery method will be present at all times
- No one shall work alone in a confined space
- A safe method of access & egress will be in place which will also allow emergency evacuation
- A suitable communication system will be in place allowing communication between those at the entrance and those in the confined area

Physical Hazards:

- Before entering a confined space, a complete hazard assessment shall be completed to detect hazards (i.e. risk of collapse etc.)

- Physical hazards often present a greater danger inside an enclosed space than they do outside
- Examples include noise, vibration, temperature extremes, cramped work spaces, poor lighting
- Refer to the Hazardous Agents WTS for more information

Atmospheric Hazards:

- Atmospheric testing will be carried out for the duration of work activities (as per the permit), by a competent person using a suitable gas detector which is correctly calibrated
- All gas detectors will be calibrated on a regular basis
- Could result in acute (short-term) health effects which pose an immediate threat to life, or interfere with a person's ability to escape unaided from a confined space
- Examples include oxygen-enriched or oxygen-deficient atmosphere, flammable, combustible, or explosive atmospheres, accumulation of contaminants below grade

Entry Permit:

- Fill in a Confined Space Entry Permit form, specific to the intended application onsite
- Record air quality results
- Indicate the hazards present and the controls and PPE that are to be put in place to mitigate / reduce / eliminate the hazards
- Record the worker log (have the worker review the permit) and their entry and exit times
- Record the inspection of the rescue equipment – ensure it is present and in good working order before anyone enters a confined space

Inspections:

- Conduct assessment to determine if the area is a confined space - consider the area's location, ventilation, present materials, and access/egress (also consider materials that will be introduced to area to complete the task)
- Inspect equipment, machinery, tools, and personal protective equipment (required for work in confined spaces) prior to each use
- All respiratory equipment will be tested before each use

Training:

- Employee Orientations (including roles, responsibilities, applicable workplace task standards, WHMIS, etc.)
- Ensure workers entering are trained in confined space entry
- Ensure rescue workers are trained in emergency response assessment, confined space rescue, and how to operate the rescue equipment

Personal Protective Equipment:

- Workers on construction projects must wear, at a minimum, head, foot, eye and high visibility protection. Gas Detectors must be used to detect the build-up of harmful gases
- Air quality/oxygen/CO2 monitors will be used at all times in a confined space
- Respiratory Protection must be available and used where required (i.e. if hazardous gasses are present)
- All respiratory equipment must be fitted to the worker, (facial hair interferes with the seal)

JOB HAZARD AND RISK ANALYSIS		RISK RATING SYSTEM	
		A	High risk of injury or equipment / property damage.
		B	Medium risk of injury or equipment / property damage.
		C	Low risk of injury or equipment / property damage.
TASK HAZARDS	RATING BEFORE CONTROLS	TASK CONTROLS	RATING AFTER CONTROLS
• Lack of Inspection	A	• An assessment shall be conducted to determine if the area in question is a confined space	B
• Lack of Planning	A	• The Confined Space Entry Permit shall be completed • A Confined Space Entry and Rescue Plan' is to be developed in advance of entry	B
• Lack of Rescue Equipment and Workers	A	• Equipment required to perform rescue to be made and kept available onsite, at all times. Not to be used for other means • Rescue workers to be made available at all times for rescue operations	B

<ul style="list-style-type: none"> Lack of Training 	A	<ul style="list-style-type: none"> Ensure the rescue team is trained in confined space rescue, and know how to operate rescue equipment Ensure workers entering are trained in confined space entry 	B
<ul style="list-style-type: none"> Overexposure to hazardous atmospheric levels of dangerous material 	A	<ul style="list-style-type: none"> Have adequate ventilation when possible, to keep hazardous atmospheric levels below allowable exposure levels Use respirators when hazardous atmospheric levels exist, and cannot be eliminated by mechanical means 	B

SAFE JOB PROCEDURES (SJP)

Pre-Task Commencement:

1. Gather and wear the required PPE for the task - on construction sites, all must wear head, foot and high visibility protection
2. Ensure the site-specific workplace violence assessment is complete
3. Complete the Daily GAZZ Card and review with all workers the shift's tasks with any associated hazards and control strategies
4. Ensure all workers understand the GAZZ Card contents, and sign off in acknowledgement
5. Ensure controls are in place prior to commencing work so risks are mitigated / eliminated
6. Determine what equipment / machinery / tools and material, are required for the completion of the task
7. Inspect all equipment / machinery / tools prior to use and document the inspections on appropriate forms when required
8. Ensure preventative maintenance activities have been completed where required, prior to using equipment / machinery / tools
9. If equipment / machinery / tools are observed to be damaged, remove it from use and notify the Foreman / Superintendent
10. Install fencing and hoarding where needed
11. Locate utilities – Call "Ontario One Call" for locate services (when necessary)
12. Conduct Confined Space Hazard Assessment' to determine if a confined space exists
13. Appoint all required personnel (i.e. workers to be within the confined space, attendants, rescuers)
14. Ensure all workers entering the confined space have, at a minimum, appropriate training for entering and working within a confined space
15. Ensure all workers responsible for rescue operations, have appropriate training
16. Fill in a Confined Space Entry Permit form, specific to the intended application onsite
17. Develop a Rescue Plan, specific to the intended application onsite & ensure all tools / equipment are present and available for use
18. Complete initial air monitoring and record sampling results

During Task:

1. Implement controls to eliminate or reduce atmospheric hazards
2. Have Attendant in place and complete the relevant requirements (i.e. "time in" section) of the Confined Space Entry Permit form – the Attendant shall never leave the entrance of the confined space, nor enter the confined space for any reason
3. Rescuers must be in close proximity and ready to quickly respond to any emergency situations that may develop in the confined space
4. Operate equipment, machinery and/or tools as per manufacturer's instructions
5. When in operation, do not leave equipment, machinery and/or tools or controls unattended
6. Monitor and record atmospheric hazard concentration levels
7. Ensure constant communication capabilities allow for communication between those at the entrance and those in the confined space

Task Completion:

1. Ensure all workers are accounted for, and are not still within the confined space
2. Complete and close-out the Confined Space Entry Permit form
3. Ensure all equipment / machinery / tools are maintained and stored appropriately in the designated locations
4. Implement any housekeeping or maintenance as required