











Date Revised:	March 2025	Overall Task Risk Rating:	Before Controls	C	After Controls	C
Description:	Removing debris and waste from the work area, properly disposing of waste, ensuring emergency exits are not obstructed, eliminating any tripping hazards, maintaining appropriate access and egress, practicing proper spill clean-up					
Location(s):	Office, Shop, Asphalt Plant & Construction Projects					
Associated Documents: Hazardous Agents WTS, Overhead Hazards WTS						

RED FLAGS (HOLD WORK UNTIL CORRECTED):

Note:

- If poor housekeeping is causing unsafe walking / working conditions (i.e. by means of slip or trip hazards or protruding objects, etc...) do not continue to work in this location until the situation has been safely dealt with
- If there are any fire hazards due to poor housekeeping, remove the fire hazard before continuing work
- If there are any unidentified spills, notify others working in the area and inform your Foreman / Superintendent - Ensure that the spill has been adequately dealt with before continuing with work

PERSONAL PROTECTIVE EQUIPMENT (CSA APPROVED)

									
Head Protection	Foot Protection	High-Vis Protection	Hearing Protection	Hand Protection	Eye Protection	Respiratory Protection	Skin Protection	Face Protection	Fall Protection
<input type="checkbox"/>	<input type="checkbox"/>	<input type="checkbox"/>	<input type="checkbox"/>	<input type="checkbox"/>	<input type="checkbox"/>	<input type="checkbox"/>	<input type="checkbox"/>	<input type="checkbox"/>	<input type="checkbox"/>

Note: No specific PPE required.

- When in the Shop one must adhere to the minimum Shop PPE Requirements: Safety Boots
- When onsite one must adhere to the minimum site requirements (i.e. Safety Boots, Hard Hat & High Visibility Protection. Safety Glasses when necessary)
- Additional PPE such as hand protection (i.e. gloves) and respiratory protection (i.e. a full face respirator) may be required depending on the materials involved in the housekeeping task
- Workers must wear all PPE listed in the SDS for the specific hazardous products that they are to handle

SAFE WORK PRACTICES (SWP)

General Housekeeping Safety Practices:

- Progressive and ongoing housekeeping for all locations are to be maintained
- Each employee is responsible for maintaining and cleaning their work area on a daily basis (more frequently if necessary)
- Ensure that waste and debris is disposed of in designated areas on a daily basis or as required.
- Wear appropriate PPE (i.e. cut resistant gloves, eye protection)
- Upon daily arrival to the workplace, each worker should check their location and ensure work area is clear from any debris. Report any failure of removal of debris to the Foreman/Superintendent
- Inform Foreman/Superintendent where housekeeping activities require attention

Access / Egress:

- All walkways, stairways, access / egress points, and access to emergency equipment are to be kept clean and free of obstructions at all times (remove any build up of debris or snow / ice that may accumulate)
- Keep walkways, halls and stairs clear of tripping hazards (i.e. electrical cords, hoses)

WHMIS:

- Ensure chemicals are stored correctly and labeled / identified (i.e. away from overhead powerlines &/or trenches) as per the MSDS / SDS
- Consult MSDS / SDS for specific material considerations (ensure MSDS / SDS present for every hazardous product onsite)



- Follow the company standard for spill procedures. Have an appropriate spill kit ready available for use
- Refer to Hazardous Agents WTS for more detail

Dust Control:

- Control the spread of dust by using work procedures that limit the generation of dust, and regularly cleanup any dust that is generated
- Control dust by means of spraying water and or other control products
- When possible, water is recommended to control dust generated by saw cutting operation

Waste Management & Disposal:

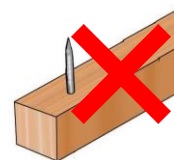
- All construction waste including scrap material must be hauled daily from site to an approved waste disposal site. Project sites must be assessed before starting work for any additional waste disposal requirements.
- Ensure construction waste is segregated and labelled on site. Recyclable materials must be separated from waste disposal items and are to be handled as per the specific project requirements.
- Asphalt grinding and concrete waste material are to be returned to Gazzola's plant for recycling whenever practical.
- Asbestos waste must be disposed in accordance with the **Asbestos Milling WTS**.
- The site foreman/superintendent is responsible for ensuring waste is managed and disposed as per the project requirements.
- Co-ordination with different workplace parties including clients and/or subcontractors must be conducted as required prior to starting work to identify waste disposal process and responsibilities.

Environmental Considerations:

- Ensure puddles / sitting water due to rain or flooding is dealt with
- Ensure salt is used in areas where ice can build up potentially causing a trip hazard

Storage:

- Keep designated storage areas free from clutter. Keep stacked items accessible
- Ensure material is stored so that it can not topple or fall (and is protected from wind if outside)
- Do not store material under powerlines



Vehicles / Equipment / Machinery:

- Keep all areas inside cabs of machinery free of debris and all windows cleaned
- Trucks and company vehicles should be cleared daily of any garbage so as not to obstruct breaks, accelerator pedals, safeties, etc.

Training:

- Employee Orientations (including roles, responsibilities, applicable workplace task standards, WHMIS, etc.)
- Workers exposed to, required to work with, or required to clean up / dispose of WHMIS controlled hazardous products, must be trained in WHMIS and have supplemental task specific training
- Workers must be trained on the proper handling, storage and disposal of non-hazardous waste as per the requirements of this Workplace Task Standard. Training to be conducted online through the digital platform.
- Refer to the Asbestos Milling WTS for specific training requirements for workers handling or disposing Asbestos Waste.

JOB HAZARD AND RISK ANALYSIS		RISK RATING SYSTEM	
		A High risk of injury or equipment / property damage.	
		B Medium risk of injury or equipment / property damage.	
		C Low risk of injury or equipment / property damage.	
TASK HAZARDS	RATING BEFORE CONTROLS	TASK CONTROLS	RATING AFTER CONTROLS
<ul style="list-style-type: none"> Poor Housekeeping and Site Planning 	C	<ul style="list-style-type: none"> Packaging and debris must not conceal dangerous hazards underneath such as protruding nails, faulty wiring or damaged flooring 	C
<ul style="list-style-type: none"> Access & Egress 	C	<ul style="list-style-type: none"> All walkways, stairways, access / egress points, and access to emergency equipment are to be kept clean and free of obstructions at all times. Keep walkways, halls and stairs clear of tripping hazards 	C
<ul style="list-style-type: none"> Dust 	C	<ul style="list-style-type: none"> Regular cleanup of any dust that is generated 	C

		<ul style="list-style-type: none"> Control dust by means of spraying water and or other control products 	
<ul style="list-style-type: none"> Improper Disposal of Hazardous Materials 	C	<ul style="list-style-type: none"> All hazardous waste materials must be correctly disposed of with accordance to Provincial Regulations. Never pour chemicals down drains, onto the ground or into sewers Consult MSDS / SDS for specific material considerations 	C
<ul style="list-style-type: none"> Material Exposure to Weather 	C	<ul style="list-style-type: none"> Tying down material for securement whenever leaving site where conditions dictate. 	C
<ul style="list-style-type: none"> Improper Storage and Barricades 	C	<ul style="list-style-type: none"> Store and/or stack material in such a manner as to prevent tipping 	C
<ul style="list-style-type: none"> Poor Housekeeping in vehicles 	C	<ul style="list-style-type: none"> Trucks and company vehicles should be cleared daily of any garbage so as not to obstruct brakes, accelerator pedals, stick shifts or windows 	C
<ul style="list-style-type: none"> Improper PPE Worn 	C	<ul style="list-style-type: none"> Ensure any PPE as mandated by the MSDS / SDS is worn while handling the respective hazardous product 	C