











Date Revised:	March 2021	Overall Task Risk Rating:	Before Controls	C	After Controls	C
Description:	Compressed Gas is used by Gazzola Paving employees for tasks including heating asphalt, use of propane torches, welding and cutting for equipment maintenance and repair, etc.... Some examples of compressed gas used by Gazzola Paving includes oxygen, acetylene and propane.					
Location(s):	Office, Shop, Asphalt Plant & Construction Projects					
Associated Documents: Hazardous Agents WTS						

RED FLAGS (HOLD WORK UNTIL CORRECTED):

Note:

- If there is visible damage to the cylinder, do not use that cylinder as the contents or the structure of the cylinder could be compromised
- If a cylinder is unlabeled, do not use that cylinder as the contents are not specified
- Leaking hoses or fittings must be replaced prior to use

PERSONAL PROTECTIVE EQUIPMENT (CSA APPROVED)

									
Head Protection	Foot Protection	High-Vis Protection	Hearing Protection	Hand Protection	Eye Protection	Respiratory Protection	Skin Protection	Face Protection	Fall Protection
<input type="checkbox"/>	<input type="checkbox"/>	<input type="checkbox"/>	<input type="checkbox"/>	<input type="checkbox"/>	<input type="checkbox"/>	<input type="checkbox"/>	<input type="checkbox"/>	<input type="checkbox"/>	<input type="checkbox"/>

Note: No specific PPE required.

- When in the Shop one must adhere to the minimum Shop PPE Requirements: Safety Boots
- When onsite one must adhere to the minimum site requirements (i.e. Safety Boots, Hard Hat & High Visibility Protection. Safety Glasses when necessary)
- Additional PPE such as hand protection (i.e. neoprene gloves to be used with propane when fitting and disconnecting valves) and respiratory protection (i.e. a full face respirator) may be required depending on the activity
- Workers must wear all PPE listed in the SDS for the specific hazardous products that they are to handle

SAFE WORK PRACTICES (SWP)

Handling / Using:

- When lifting cylinders by hoisting equipment, a basket, cradle or similar approved device shall be used - never lift a cylinder by its cap or with hooks, ropes or slings
- Hoses and fittings for compressed gas cylinders must be loosely coiled and hung up in a safe location to prevent from being damaged
- Do not store, transport or move cylinders in a horizontal position
- Never, under any condition, use compressed air to cool yourself or blow dust or other substances from clothing, body parts, equipment or the work area - compressed air should never be directed towards a person

Storage / Transport:

- All cylinders shall be transported, stored and secured in an upright position (strapped or chained firmly in place to prevent tipping)
- When transporting or lifting any cylinders the regulators and hoses are to be removed and the protective cap installed
- Protective caps over the valve must be secured in place (with the valve turned off) when the cylinder is not in use
- Compressed gas cylinders must never be rolled along the ground
- Ensure proper storage environment by consulting SDS for the product within the cylinder
- Ensure that all cylinders are labeled and that the labels are legible. If this is not the case report this cylinder to the Foreman / Superintendent
- Cylinders must be stored in locked cages in the designated areas
- Oxidizers and flammable gasses must be stored separately



Training:

- If you are not familiar with the safe use of any machinery or equipment, ask for assistance prior to starting the task
- Only workers who are familiar with the hazards of compressed gasses shall use or move the cylinders
- Workers exposed to, or required to work with controlled products/material, must be trained in WHMIS accordingly
- Workers required to handle propane must be a holder of a certificate or ROT (record of training) for that purpose

Personal Protective Equipment:

- All workers using compressed gas, must wear the required personal protective equipment set out in its SDS
- Workers on construction projects must wear, at a minimum, head, foot and high visibility protection
- Eye protection is required when completing tasks that may cause debris / objects to dislodge or become airborne

JOB HAZARD AND RISK ANALYSIS		RISK RATING SYSTEM	
		A	High risk of injury or equipment / property damage.
		B	Medium risk of injury or equipment / property damage.
		C	Low risk of injury or equipment / property damage.
TASK HAZARDS	RATING BEFORE CONTROLS	TASK CONTROLS	RATING AFTER CONTROLS
• Poor Site Planning	C	<ul style="list-style-type: none"> • Develop a plan for the isolated storage of cylinders on site away from buildings and sources of heat • Consult MSDS / SDS to determine required control measures 	C
• Lack of Training and Education	C	<ul style="list-style-type: none"> • Ensure workers are trained on the safe use, transportation, and storage of compressed gas cylinders 	C
• Lack of Proper Inspection	C	<ul style="list-style-type: none"> • Ensure all compressed gas cylinders come on site free of damage • Immediately report any damage or leaks to the foreman/superintendent 	C
• Improper Transportation and Securement	C	<ul style="list-style-type: none"> • Ensure that compressed gas cylinders are secured upright during transport 	C
• Improper Storage	C	<ul style="list-style-type: none"> • Cylinders are to be stored in an upright and secured position 	C
• Lack of Inspection	C	<ul style="list-style-type: none"> • Ensure the cylinder test date has not expired on the compressed gas cylinder 	C
• Lack Of PPE	C	<ul style="list-style-type: none"> • Workers must wear the PPE required by the MSDS / SDS of any material that they may encounter 	C